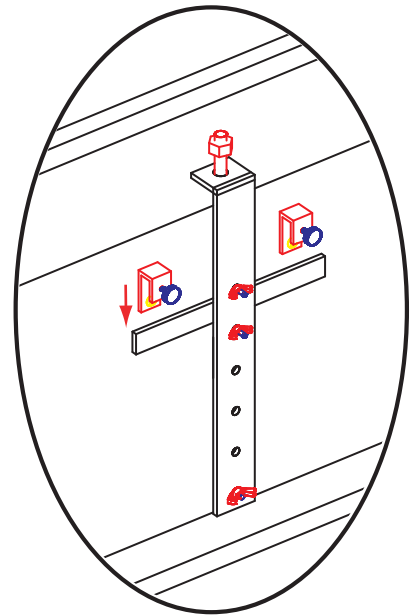
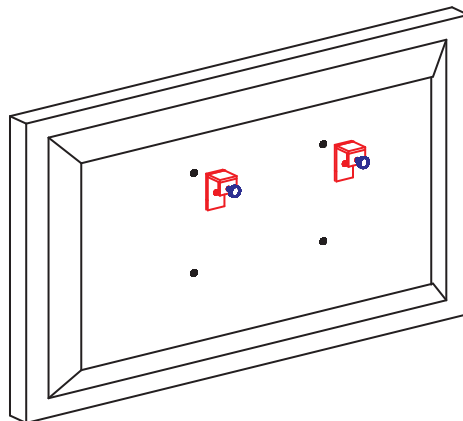
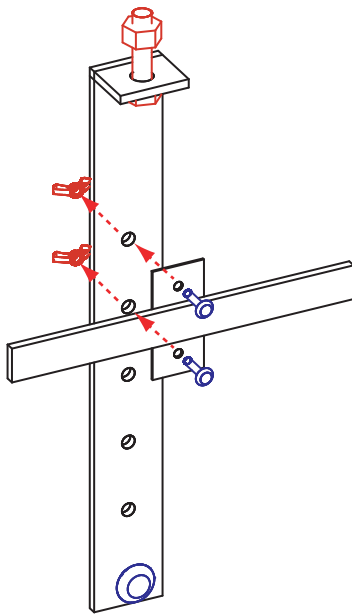
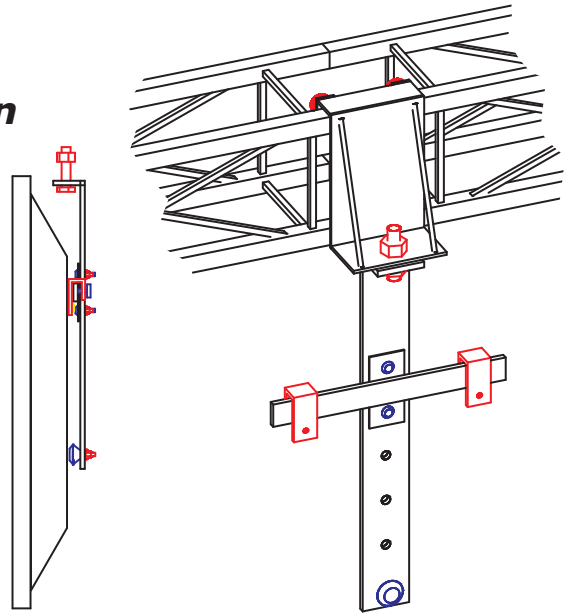


Small Flat Screen Mount

Instructions for mounting and installation
Works with all Trussworks systems.

Fits 75-200mm width hole pattern
Works with most plasmas & LCD's
smaller than 40"



Mount bracket to truss, using the horizontal or vertical bracket provided for your application.

Swivel the frame so it's facing the direction desired for your screen, and tighten top bolt to secure.

Attach crossbar and plastic spacer at choice of holes on frame, and tighten securely with wingnuts.

Mount J-clips to your monitor in the top two mounting holes using the bolts supplied by your monitor manufacturer.

Hang J-clips onto crossbar and tighten with provided thumbscrew to secure.