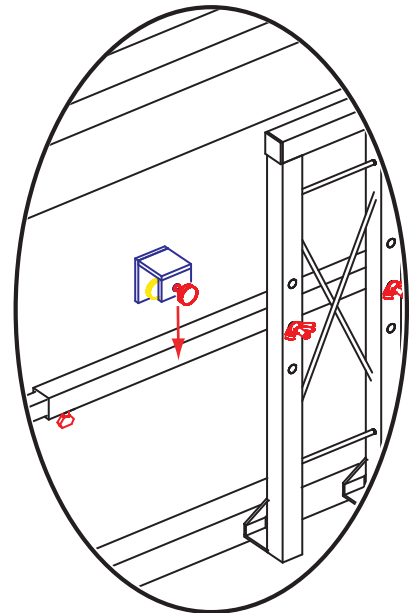
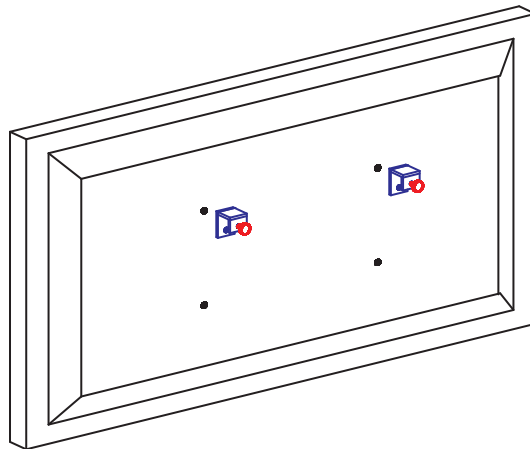
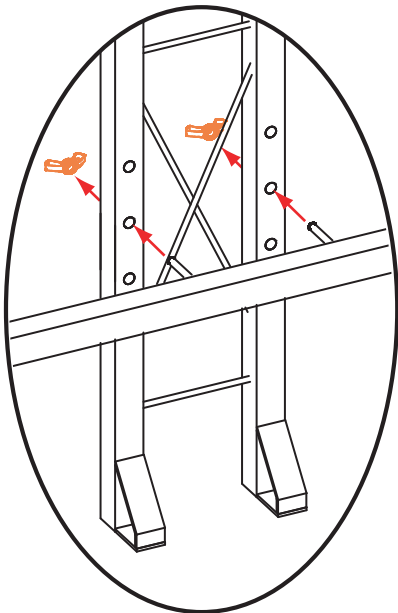
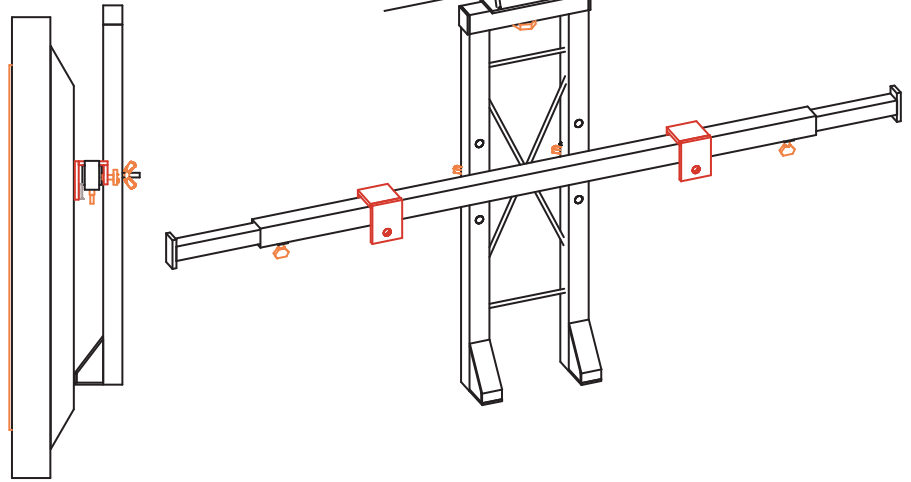


# Large Flat Screen Mount

***Instructions for mounting and installation***  
***Works with all Trussworks systems.***

**Fits 200-400mm width hole pattern**  
**Works with most plasmas & LCD's**  
**37" or larger**



Mount bracket to truss, using the horizontal or vertical bracket provided for your application.

Swivel the frame so it's "feet" are facing the direction desired for your screen, and tighten top bolt to secure.

Adjust height of crossbar at choice of hole sets on frame, and tighten securely with wingnuts.

Mount J-clips to your monitor in the top two mounting holes using the bolts supplied by your monitor manufacturer.

Adjust crossbar extenders to the proper width for your monitor and tighten thumbscrews.

Hang J-clips onto crossbar and tighten with provided thumbscrew to secure.