
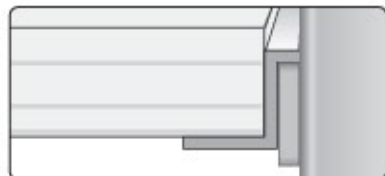


ExpoLinc Soft Image Counter Setup

1




2



3



Closing the system




Remove the top and internal shelf.

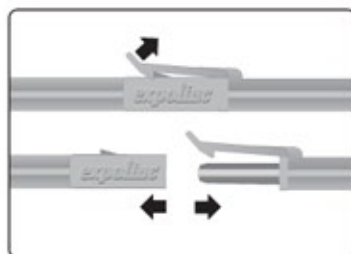
Release the bearings for the internal shelf on left and right side.



Detach the graphic from the rear hubs.



Release the four lockers.



Close the frame.

