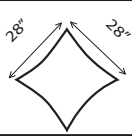
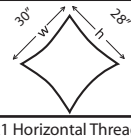
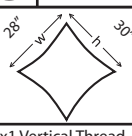

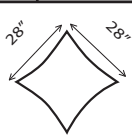

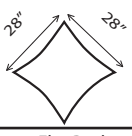

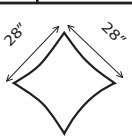
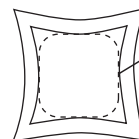


A	Skin	Size		
	28" x 28"	W		
		H		
1x1 Flat Front		1x1 Flat Front Shown as it will appear on the Xpressions unit		
B	Skin	Size		
	30" x 28"	W		
		H		
1x1 Horizontal Thread		1x1 Horizontal Thread Shown as it will appear on the Xpressions unit		
C	Skin	Size		
	28" x 30"	W		
		H		
1x1 Vertical Thread		1x1 Vertical Thread Shown as it will appear on the Xpressions unit		
D	Skin	Size		
	60" x 28"	W		
		H		
2X1 Double Thread		2X1 Double Thread Shown as it will appear on the Xpressions unit		
E	Skin	Size		
	28" x 28"	W		
		H		
1x1 Flat Front		1x1 Flat Front Shown as it will appear on the Xpressions unit		
F	Skin	Size		
	28" x 59"	W		
		H		
1X2 Thread		1x2 Thread Shown as it will appear on the Xpressions unit		
G	Skin	Size		
	28" x 28"	W		
		H		
1x1 Flat Back		1x1 Flat Back Shown as it will appear on the Xpressions unit		
H	Skin	Size		
	28" x 28"	W		
		H		
1x1 Flat Back		1x1 Flat Back Shown as it will appear on the Xpressions unit		
I	Skin	Size		
	28" x 28"	W		
		H		
1x1 Flat Back		1x1 Flat Back Shown as it will appear on the Xpressions unit		

It is recommended that all text and borders be 2" from the finish size



Focus Area Key

focus area is always 3"-5" inside edge of all four sides on all skin styles and sizes

see xpressions-snap.com for details