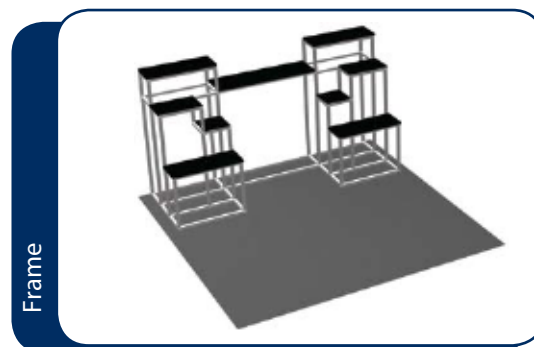
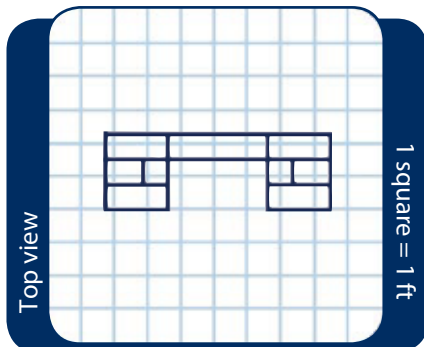



#2003
 3'D x 9'W x 8'H



Parts List

Connectors.....	58	Adjustable Feet.....	18
12" Straight Lengths	60	Countertop Square Feet	48
18" Straight Lengths	8	Graphic Square Feet	80
24" Straight Lengths	12		
30" Straight Lengths	14		
36" Straight Lengths	2		
48" Straight Lengths	10		

Exhibit display comes packed in wheeled hard carry cases.